

NOTICES:

New season underway!

Performance workshop!

FEATURES:

Chincoteague ponies – p.8

Versatility challenge – p.9

Barrel racing – p.10

MEPSA



Volume 16
OCT-DEC 2015
QUARTERLY NEWSLETTER

EDITOR: Elizabeth Jones
DISTRIBUTION: Marie Phillips

<http://mepsa1.tripod.com>

MEPSA is an educational group for model horse enthusiasts, promoting the hobby of model horse mail-in photo showing.

The purpose of this newsletter is to provide information to showers who do not have internet access. It is mailed free of charge (courtesy of Marie Phillips). The newsletter is also available by email and on the website as a secondary source of information and updates for all members.

NEWS

Open Division Performance Workshop – first ever!

This is a special open division qualifier designed to help showers start or improve their performance photos. This is the perfect time to get into performance showing in MEPSA as performance attendance is very light. So jump in with both feet and take this opportunity to get advice from an expert, Traci Durrell-Khalife who is a real-life horse show judge. You shouldn't feel intimidated! There are lots of us who have only shown in halter and know little about performance showing. Why not expand your horizons? I am prepping for this show and having fun learning. Hands on is the best way to learn. You do not need LSQ tack to compete in a photo show, just make sure everything is correct (correct tack type, correctly positioned). The show is November 14. The show is for both E and F divisions and, modeled after the Novice show, the Judge will give showers individual feedback to help improve their performance entries. Entry is limited to 20 pictures in one division (20 total) or fifteen pictures for each division (30 total).

MEPSA has a new Treasurer and a new Paypal address

Carolyn Bailey, 4N742 Honey Hill Cir. Wayne, IL 60184, USA
Paypal address: mepsa3@att.net

Send monetary donations, show proceeds, entry fees, etc. to Carolyn.


Donations of goods (models, props and other goodies) should now be sent to Laurel Dedes – she will be handling the champ show this season.

17th MEPSA Championship show was a great success

Once again, we were able to include a special extra division just for minis! We plan to include the mini division again this season, and will continue to do so as long as we have the prizes/funds for extra awards and extra pages of results in the book. This year's book was exceptional, with a wide array of interesting articles. Two of my favorites were Japanese model horses by Ardith Carlton, and Native American tack by Corina Roberts. The award winning article was written by Traci Durrell-Khalife. Visit the web site to see this year's champions.

Writing Contest – deadline January 15

This will be our sixth writing contest, and this year's prize is a doozy! You probably know something that other model horse hobbyists would like to know! Maybe you know how to customize a Breyer doll to make it sit more correctly, or you raise/keep/ride horses yourself. Articles can be about horses (breed, performance, genetics) or about models (OF, CM, AR), they can be "how to" or interesting stories about your life with horses/models. See below for more info. The contest will end on January 15, and one lucky winner (chosen by an independent judge) will win this GORGEOUS Sandicast stock horse repainted by **Meghann Hoscheid Lorei**.



MEPSA Writing contest

Deadline:

January 15, 2016

Submission: e-mail your article to Elizabeth Jones, ubersu@verizon.net

Length:

We need both longer and shorter articles. 1000-3000 words is the length to shoot for.

Format:

Text should be formatted in Microsoft Word (.doc) or .rtf or .txt. Title your article using your last name.

Do not embed images in your article.

Send the illustrations for your article as separate .jpg files (**no more than 2mb each**), named using **your last name** and the figure number (e.g. "jonesfig1.jpg"). Illustrations must be original or used by permission from the source. **Provide a source for each illustration** as they will be listed in the figure captions (e.g. photo by Corina Roberts). Illustrations are an essential part of almost any article.

You may include a short byline describing yourself/credentials/place in the hobby.

Subjects:

Choose a subject, related to model horses, in which you are knowledgeable. Here are some examples that would be topics of interest:

- Performance (e.g. "cross country" or "endurance racing") – the tack, rules, setting, etc. illustrated with photos of real horses/tack and/or model horses.
- Customizing – how to ... (paint, resculpt, do hooves, braid a mane, etc.)
- How to make tack – a halter, bridle, saddle, costume ...
- How to make props
- Breeds (e.g. "Tiger Horse", "exotics") – with real horse illustrations. If you breed, keep, or train horses, speak from your experience and illustrate with your horses! What model horses best represent your breed? Why?
- Photography – share your special tips on model horse photography with our readers!

- Model horse manufacturers: a history of Hagen Renacker or Breyer or artist resins ...
- Fiction/poetry – We are willing to accept these submissions. Of course they should be horse related. We will not be printing more than one “creative work” in the Champ book. Others may appear in the club newsletter.
- Other similar subjects of interest to photo model horse showers.

To see an example MEPSA Championship book, go to Lulu.com, search for MEPSA, and look at a preview.

2015-16 Board of Directors – the tradition of excellence continues:

President – Elizabeth Jones has been on the board for 8 years – 6 as president.

Vice President – Anne Field. Anne has served as championship book coordinator for 4 years.

Secretary – Carissa Kirksey. This will be her second year as club secretary.

Treasurer – Carolyn Bailey. Carolyn has been the championship show coordinator for 5 years. As such, she has been handling monetary transactions and she is highly organized.

Judge coordinator – Corina Roberts. Corina has been on the BOD for 5 years, two of them as judge coordinator.

Novice coordinator – Marie Phillips. Marie has held this position for TEN YEARS!

Donations coordinator – Danielle Duggan. We welcome Danielle back for a second year.

Champ show coordinator – Laurel Dedes. Laurel has served 6 years on the MEPSA BOD, and has helped out at this position in the past. Welcome back Laurel!

Championship show book coordinator – Jennifer Cole. Jennifer has served 3 years as an outstanding web master. We are very excited to have her take on this new challenge!

Web master – Jennifer Cole. Jennifer will also continue in this position.

Thank you, Board Members!

Show attendance is UP.

And competition is tough! You should feel proud if you place. If at first you don't qualify, try another judge! Judge's opinions, methods and choices will differ. As always, keep sharpening your photography skills. Remember to ask for help on the MEPSA Facebook page.

Open Division – changing your class numbers

Let's review again some of the changes ... I apologize for not getting certain key words into the class descriptions which has caused some confusion. ***On the Stone make classes*** – All Chips and Pebbles are in class 59 – even if they are “design-a-horse” or one of a kind, etc. And each model can **only enter one make class**. So if you have a DAH Pebbles mare, she must enter class 59, and she cannot enter class 62. The same goes for breed classes – you cannot enter one horse in two breed classes – such as 27 and 40 (if it is a sport horse, for example). Each horse in a halter division may enter 4 classes: gender, breed, color, and make/workmanship. Keep reviewing your class numbers, as your Breyer current (class 54) will one day move to Breyer discontinued (class 53). See page __ for the current Breyer list. Let us know if we left any off, as the list keeps changing. Note that class 53-56 are for TRADITIONAL Breyer models. All Breyer classic models go in class 57 and all Stablemates/Little bits (aka Paddock Pals) go in class 58. ***Mini whinnies go in class 64. Custom Glaze*** models belong in Division D. Customized Artist Resins and original sculptures belong in Division C. We welcome information about the artists involved in the production of your AR or CM.

Have you added an a/b to your class 53 entries? The huge Breyer traditional discontinued class has been split into recent (1996 and newer) and vintage (1995 and older).

You may need to do some research to get your models into the correct classes. For Stone: visit the Stone reference site <http://www.stonehorseref.com/Home.aspx> ; for Breyer try "Identify your Breyer" at <http://www.identifyyourbreyer.com/identify/traditional.htm> Include all the make info you can find (name of model, number produced, year(s) made, etc.) on the back of your photo. If you cannot figure out what your model is, try posting a picture of it on the MEPSA Facebook page.

Class 39 – the other pure catch-all. The general rule for this class is it is for breeds that tend to show up in more than one section. For example Haflinger has shown up in other pony and other draft. Carriage horses and cobs show up in other draft and other light. Miniature horses show up in other pony and other light Fjords are ponies in stature, but are considered by some as horses. All of these should be placed in class 39 (See the expanded list of examples in class 39 below).

39. Other Pure Breed includes Fjord, Icelandic, Bashkir Curly, miniature horse, Haflinger, Friesian, Knabstrupper, Cleveland Bay, Irish Draft, Gypsy Vanner, Welsh Cob (sec. D), carriage horses.

Color classes for donkeys and mules. While they may have some features that are similar to horses, they have different genetic colors and they *all belong in class 51, other color.*

Most judges will try to move your entry to the right class, but you may miss your class if you enter the wrong one. Also, the judge has the option to not move your entry (these classes are huge) in which case you will not place.

Discontinued at the end of 2014: move these models to class 53A:

Appaloosa Foals Gift Set
Ballou - Champion Hunter Pony
Black Caviar
Cloud: Challenge of the Stallions 4-Horse Set
Cloud's Legacy 4-Horse Set
Guy McLean's Nugget with DVD
Lindsay's Faith - Mustang
Lusitano
Mu Wen Ma -- Woodgrain - ltd 2014
Northern Dancer - Legendary Thoroughbred
Overo Pinto Mare and Foal
Padré
Sgt. Reckless - Korean War Hero
Sshameless++ - Champion Arabian
Trooper - NAPEC Winner
Year of the Horse - ltd 2014
Zenyatta's First Colt - Cozmic One

Class 54 – What's current with Breyer? Mid-season 2015 models added.

Big Chex to Cash
Brookside Pink Magnum
Camila, Springtime foal (not technically traditional scale, but we'll include here)
Flexible
Frankel (Smarty Jones mold)

GG Valentine and Heartbreaker
Grullo Paint ethereal mold
GVF Sjokolade
Gypsy Vanner (pinto)
Hamlet
Harley D Zip
Hickstead
Indian pony (appaloosa on foundation appaloosa mold with feathers)
Lets Go Racing (black secretariat)
Lets Go Riding English (Appaloosa Pluto)
Lets Go Riding Western (buckskin foundation stallion)
Lil Rocky Rocker
Magic
Marwari (palomino)

Misty and Stormy, Chincoteague ponies

OT Sara Moniet RSI
RCH Ventarrones
RCMP (black big ben)
Sam Olympic Gold Medalist
SBH Phoenix

Secretariat (Smarty Jones mold)

Topsails Reinmaker
Totilas
Weathermont Ethan Morgan
Zenyetta
AQHA 75th Anniversary Edition - bay
AQHA 75th Anniversary Edition - chestnut
AQHA 75th Anniversary Edition - grullo
AQHA 75th Anniversary Edition - palomino
Best of British - Connemara
Best of British - Shetland Pony
Best of British - Welsh Cob
Best of British – Chestnut Irish Draught
Best of British – Highland Pony
Chocolate Chip Kisses
Don't look twice
Foiled Again
Glitterati
Hope - Autism Benefit Horse
Jubilation - Mule Limited Edition
Picasso Pinto Spanish Mustang
Santiago - Polo Pony Limited Edition
Smokin Doubledutch

Class 55 – Breyer SR belong in class 55. Sometimes it's hard to tell! Here is what is included:

- Breyerfest and other event SRs
- “Brick and mortar specials”
- Vintage club models
- Christmas models
- Catalog store models (Sears, Penneys, etc.) IF identical models are not available in the regular line
- Store special runs (e.g. State line tack, Tractor Supply Company) even if Breyer sells leftovers on its own site.

Open Qualifier schedule for the second quarter:

November 7, 2015 - OF Plastic/China Regular Qualifier (A,B,E)

Heidi Reaves
526 N Hopi Trail
Dewey, AZ 86327
sw.heidi@gmail.com

November 14, 2015 - Performance Clinic Special - this limited entry show is for both E & F and modeled after the Novice show, will give showers individual feedback from the judge on their performance entries. Limit 20 pictures per one division (20 total) or fifteen pictures for each division (30 total)

Traci Durrell-Khalife
1666 SW Country Club Pl
Corvallis OR 97333-1561
khalife@proaxis.com

November 21, 2015 - AR/CM Regular Qualifier (C,D,F)

Linda Watson Gresham
2842 Kane Street
Klamath Falls, OR 97603
watsongresham@charter.net

December 5, 2015 - OF Plastic/China Regular Qualifier (A,B,E)

Sherry Ball
809 Lynn Ann Rd
Red Oak, TX 75154
thunderglanranch@yahoo.com

December 19, 2015 - AR/CM Regular Qualifier (C,D,F)

Betty Hook
800 Hunters Valley Road
Liverpool, PA 17045
eclipse@pa.net

January 2, 2016 - OF Plastic/China Regular Qualifier (A,B,E)

Kay Myers
c/o Guy Carpenter & Co
1717 Arch St Suite 800
Philadelphia, PA 19103
(Please mark all envelopes "personal/confidential")
pookaa01@comcast.net

January 9, 2016 - Stock Breeds Specialty (all divisions)

Brenda Bednar
2 Olympic Annex
Stafford Springs, CT 06076
Stone_prince25@yahoo.com

January 16, 2016 - AR/CM Regular Qualifier (C,D,F)

Jennifer Sneed
1208 4th Ave. N.
Fort Dodge, IA 50501
seifer_babe@hotmail.com

January 23, 2016 - Mini Specialty (A,B,C,D,E,F - for Stablemates, Chips, Little Bits, and similar scale models)

Beth Gustas
1624 S Kipling Ct
Lakewood, CO. 80232
bethgustas@gmail.com

SHOW FEES:

The fee for the open show is based on the number of entries.

Up to 50 photos: \$2

51 to 100 photos: \$4

101 to 150 photos: \$5.

Novice (up to 15 photos) \$2

THERE IS A MAXIMUM OF 100 HALTER PHOTOS ALLOWED PER SHOWER/PER SHOW. And a limit of 150 for halter plus performance. You may send 150 performance photos (and 0 halter) if you wish.

Novice Qualifier schedule for the second quarter of the 2015-2016 Season:

NOVEMBER 21, 2015 - Halter

Elizabeth Jones
10241 Battlefield Dr
Manassas, VA 20110
ubersu@verizon.net

DECEMBER 20, 2015 - Performance

Conni Wireman

17221 16Mile Rd
Marshall, WI 49068
snurrukatr@yahoo.com

JANUARY 17, 2016 - Halter

Marie J. Phillips
93 Franklin Ave
Oakville CT 06779
RiaSP57@aol.com

The fee for the Novice show is \$2.

NEW PAYPAL ADDRESS. You can pay using [Paypal](#) for your show fees mepsa3@att.net, but you **MUST** use the Personal Payment option or **you will be responsible for any transaction fees**. Remember to let the judge know you have paid. You can also pay for multiple shows in advance by buying show coupons. Try the optional qualifier entry form available at: <http://mepsa1.tripod.com/forms.html>

Prepaid Show coupons for MEPSA Qualifier entry!

Nervous about sending cash through the mail? For your convenience, you can now send one check or paypal payment to Carolyn Bailey (treasurer) and receive coupons for show entry! Cash equivalent Coupons will be available in \$2 and \$5 denominations (combine 2 for a \$4 entry). You may receive your coupons electronically or by mail (send an SASE). Each will have a serial number so they can only be used one time. Simply enclose the value needed in place of cash or check in your entry. For example: for 100 halter photos, enclose two \$2 coupons. No more cash in the mail, no more check fees – entering shows just got easier!

Chincoteague Pony – much misunderstood



I facepalm when I see the Breyer “Chincoteague pony” models! What does a Chincoteague/Assateague pony really look like? Recent genetic testing shows that they are most closely related to the Paso Fino and the Shetland Pony, and genetically closely resemble the feral island herds of Cumberland Island and Ocracoke Island. There have been feral horses on Assateague since the 1700’s that *may* have come from a wrecked Spanish Galleon. These were solid bay, chestnut and grey, primarily dark colors until the 1920s when Shetland pony blood introduced the pinto pattern. There was additional outside blood introduced to the island herd for several reasons. There was a storm in 1962 that decimated the herd, and an Equine Infectious Anemia infection

in 1975, and there were ongoing concerns about inbreeding. Twice Spanish mustangs were added to the herd, but they did not survive in the island environment. Several Arabian stallions spent time with the island herd, and there were many other breeds introduced (about one every ten years) to maintain genetic diversity, with all progeny considered pure bred. These included Morgan, Paint, Quarter horse, Welsh pony, Thoroughbred, and Wallops Island ponies. Wallops (just up the road from Chincoteague) became a NASA launch site, and its feral pony population was moved to Assateague.

The ponies live on Assateague Island, a narrow sandy spit between the Atlantic Ocean and the Eastern Shore of MD, the southern tip of which belongs to VA and includes the town of Chincoteague. Assateague is a National Wildlife Refuge composed of marshes that are breeding and feeding grounds for a huge variety of birds (and mosquitos) and some other rare species such as marsh deer. The feral ponies were split into two herds when the states (MD and VA) erected a fence between them, the MD herd being wild and unfenced, and the VA herd being more closely managed by the Chincoteague Fire Department, which conducts the annual pony swim/adoption.

These are quality horses with minimal pony character, and they grow taller when raised on higher quality feed. One stallion I found on the internet is used in a breeding program with Arabians. The pictures above show a Chincoteague stallion and part Arab foal. The Arab-Chincoteague progeny are just beautiful! Check out the images on the internet before you assign your model as a Chincoteague (or Assateague) pony. Think: Paso fino!

MEPSA is Always Fun and Often Has Something New to Offer!

My New Photo Struggles and the Versatility Challenge

By: Anne Field

I have enjoyed MEPSA for many many years now. It started with judging at the champ show and then judging some qualifiers. It's always been fun looking at everyone's lovely collections. I started showing in the OF division, mostly performance, 4 or 5 years ago and then started moving into the AR/CM divisions as well. Pretty soon I was showing in all the divisions all the time and doing fairly well. That was a lot of fun.


The layout of my yard changed drastically and I no longer had a great place to take my outdoor photos. Some of them needed to be redone to be more competitive but I was tired and sort of burnt out on showing in general from a very hectic several seasons live showing and I was thinking of taking a break from showing for a bit. Last season I stopped showing in anything OF and this season I was going to stop showing in AR/CM as well. And then Laurel came up with the idea of the Versatility challenge. I LOVE new challenges!

The versatility challenge is extra fun for me because it's something I can have some impact on. All of a sudden my plan to take a season off from showing was out the window. I was excited to go out and get new photos and work on new photo ideas.




First attempt at new outdoor photos.

My yard was still not good for photos though so I had to work something out. I started by printing up a large poster size backdrop of an outdoor arena. I then got out my performance stuff and set up my table and got lots of pics! And I should have just taken a test photo. The coffee I use for footing was not a good match to the dark footing in the photo arena. The poster hadn't printed well so it didn't look very realistic. The printed poster threw strange colors on my horse. It was frustrating. But I was determined to get some new pics. I printed up a second poster with higher resolution and more ink in the printing. That should be great! But then I remembered a friend of mine has a horse pasture that hasn't had horses in it for many years. She is a very good performance shower as well so I figured if she'd let me use her yard and her eyes I could get some great pics. I also ended up with the added bonus of being able to borrow props if I needed anything extra.



Second attempt at new outdoor photos.

The versatility challenge has become my new goal and it inspired me to work through photo issues and get new pics to show in the MEPSA shows. I went from wanting a small break to wanting to jump in and get new and better pics and show in every



Original Bootlegger performancephoto.

show. I could have shown with my old photos but I really wanted a new background that didn't require any imagination to be in scale. I wanted to see if I could get a photo for almost every class, at least in English and Western. So far I have new western photos and I have at least one photo for nearly every western class! I still have to take more pics but it's something I'm really looking forward to doing. MEPSA has always been a very fun place to show and now there is a new challenge and Bootlegger and I are ready to play! And we are hoping to have lots of competition.

Don't know about the versatility challenge? If you have a horse that does well in both halter and performance classes you can try to qualify. Your horse will need to have at least one champion or reserve champion in any qualifier of the season. For performance you need at least 2 champs or reserves under 2 different judges. If you have top notch

photos you are already ready to go. If your photos need tweeking why not take some new ones and get ready to show. With MEPSA there is always fun and there is often something new as well!

Performance: Barrel racing!

I'm new to performance showing. In fact, I have avoided it for years, due to a lack of time, patience, and knowledge. I have, one way and another, acquired a little tack and some dolls over the years – some of it as prizes in the MEPSA champ show and other shows, and some of it came with Breyer horses (I'm not sure any of it is LSQ). For years, the board of directors has discussed the possibility of holding a performance clinic for the Open Division showers, and it is finally happening! So where does a beginner begin? On the internet of course! And then just jump in! That's what I did – making all kinds of mistakes of course. I posted pictures of my first (and second) attempts at barrel racing on the MEPSA facebook page, and I got lots of helpful comments!

Performance showing, it seems, is an iterative process. There is nothing like learning by doing and correcting your mistakes. I don't think I will ever forget the things I have learned (so far) about barrel racing. So take one event at a time, and learn by doing. Take your time. No performance string was built in a day!

Tack/doll: bridles vary (see the pictures), but the reins should be closed. The saddles are usually plain, with a deep seat to help the rider, two cinches and a breast collar. It is very good to have leg protection on all four, or at least the front legs (skid boots and splint boots are included in the Rio Rondo Western accessories kit for traditional or classic models), and leg wraps are fine. The doll should wear jeans, no chaps, and a hat or helmet.





The horse – a horse coming around the barrel at top speed will be at a sharp angle. Here you can get creative! Use whatever you have for dust (wool, doggy undercoat ...) to cover the support for your horse at an extreme angle (I haven't done this yet, but it's my next plan). Your rider should have the reins in the inside hand coming around the barrel, with a direct rein (not neck reining), with the opposite hand on the horn (or do your best to fake it!) and weight transferred to the inside stirrup. Do study pictures on the internet and try to model your pose after that! Good luck! And wish me luck too. See you at the performance clinic!



Supporting MEPSA

Laurel Dedes is the new champ show coordinator. Ship your item donations to Laurel anytime before the next championship show. You've seen the prizes: model horses of any size, tack, props (including cows), dolls, stamps, horsy nick-nacks, etc.

Laurel Dedes
5193 Coventry Ln
Barboursville, VA 22923

A message from the champ show coordinator:

MEPSA needs LOTS of NIB Traditional scale models or mint condition Traditionals for our year-end Championships. We'll try to give out a whopping 42 or more new condition Traditionals and 42 or more NIB or new condition Classics. We'll buy some, but we need

to get donations of some. If you have models that you don't want, and don't want to bother with MH\$P or eBay, or you can't sell them there, please think of MEPSA. We would be very grateful to receive them, and you'd get a nice advertisement in MEPSA's full color, spiral bound, keepsake Championship show book.

We turn donations of larger items into sales to fund our Championship show, which requires subsidy of the BOOK, and purchase of rosette ribbons and any models we don't get as donations. If you have a model horse business and would be willing to give MEPSA a buying discount, or gift certificates for one winner per division (8 divisions), we'd love to hear from you and work out working together.

The support of the model horse community has been so valuable and is very appreciated by the Board and all our showers!

Let's make this seasons champ show the best one ever!

Every donation you make, whether a direct donation of items/cash or a contest entry (see below) will be a prize in the championship show or will help provide funds to support the championship.

If you are an artist – and would like to donate a paint job to MEPSA, we have bodies on hand and artists ready to prep a body for you! Contact any board member to get started, or contact Marie Phillips for a list of available bodies. If you would like to request a specific body to customize, we will try to find one for you.

If you have newer body quality models (Nakota, Salinero, Esprit, etc) or classic “Love” molds, you can send these to:

Marie J. Phillips
93 Franklin Ave
Oakville, CT 06779

We will pair the bodies up with artists willing to paint them. Yet another way to raise funds or obtain nice prizes for MEPSA!

MEPSA 2015 CONTEST SCHEDULE

Here is our contest schedule for the rest of this season! MEPSA reserves the right to be somewhat flexible if necessary, and to substitute prizes for something of equal or greater value if necessary. We may, in fact, offer a choice of the prize named here, or an alternative, as we get closer to each contest date. We may offer two divisions of any contest with enough entries, and a second, smaller, prize!

Holiday Custom contest won by Carissa Kirksey for a handpainted, glow in the dark Halloween horse. Carissa won a CM mini by Shawn McNeely painted to her specs by Donna Lorello.

Tack/Costume contest had some beautiful entries! The winner of the Custom doll was Jennifer Buxton for a set of detailed race horse tack.



Next up: Prop contest (any scale) deadline October 15, 2015.

Any kind of prop that would be used in a performance set up! All scales, the ideas limited by your imagination! Winners will be chosen from a poll on MEPSA'S blog that will be advertised on MHSP and ModelHorseBlab.

The winner will receive a mini artist resin rearing Friesian!



Makeover Challenge Contest – November 15, 2015!

Makeover a Traditional scale Khemosabi any way you want, with at least 25 percent or more customization when compared to the original mold. Make it better, in any medium, just make it better! A few bodies may be available to live show proven artists, please inquire. Otherwise, artists must provide their own body. **Only six weeks left – you will need to work fast!** ***This contest requires not only photos of the finished piece, but a “before” photo of the actual model used before customizing. Please mail Danielle_d_duggan@ymail.com if you are interested in more details. Winners will be chosen from a poll on MEPSA'S blog that will be advertised on MHSP and ModelHorseBlab. **The prize – Traditional scale unpainted, unprepped Marwari resin by Carissa Kirksey!**

MEPSA 2015 CONTEST SCHEDULE

Writing contest- deadline January 15th 2016

We need both longer & shorter articles. 1000-3000 words is the length to shoot for. If you plan to enter, please email d_duggan@ymail.com for an info sheet.

-Prize CM Sandicast Resin in Roan by Megan Hosheid Lorei

Stablemate Custom contest- deadline April 15th 2016

Supply your own Stablemate or Chips sized mold to remake it any way you like. Winners will be chosen from a poll on MEPSA'S blog that will be advertised on MHSP and ModelHorseBlab

-Prize, Stablemate size Unpainted and unprepped HA Shetland pony artist resin

Tack/Costume contest (any scale) deadline July 15th 2016

(includes modified OF tack with before & after photos) Various types of tack desired, for all sizes of models, micro-mini through large traditional. These could be saddle sets of any persuasion, rigging, costumes, stud tack, etc. Winners will be chosen from a poll on MEPSA'S blog that will be advertised on MHSP and ModelHorseBlab.

-Prize, main prize- doll by Anne Field

Makeover Challenge Contest- November 15, 2016

Makeover a Traditional scale Proud Arabian Mare any way you want, can be a simple custom or a drastic makeover! Use any medium. A few bodies may be available to live show proven artists, please inquire. Otherwise, artists must provide their own body. Get the body soon, so you have plenty of time to work! (editor: ooo this is going to be fun!) For this contest, we are ENCOURAGING posting your works in progress!

. Please email Danielle Duggan d_duggan@ymail.com or Laurel Dedes dserthorse@aol.com if you are interested in more details. Winners will be chosen from a poll on MEPSA'S blog that will be advertised on MHSP and ModelHorseBlab.

-Prize(s) to be announced. The winner and other entries will be featured in the MEPSA Championship Book.

Track your 2015-16 donations using the Donor record:

At the end of the season, did you have trouble remembering what you donated so that you knew what size ad you should get in the Championship book? Don't let that happen again! Start keeping a list of your donations today! Form available at <http://mepsa1.tripod.com/forms.html>. Record each donation and the value. You can also record judge's fees donated. Get credit for all you do for MEPSA! Value of contest entries should not be included as these have their own separate reward system. Submit your donation record at the end of the season (or with your championship entry). This will make record keeping easier for the BOD. All donors receive ad space in the Championship book. Donate \$100 – get a full page, \$50 gets you half a page and \$25 gets you a quarter page ad. Become a patron level sponsor by donating \$150 or more and get your champ show book (a \$35 value) for free!

Are you judging a MEPSA show this season?

Please read the judges packet. It only takes a few minutes, and it contains important information! It is laid out in an easy to read, bulleted format, and *it contains important information!* (not redundant like this plea). Usually when there is a problem with a show, it is clear it could have been easily avoided if the judge read the instructions provided.

To facilitate returns of show packs after the show, be sure to add up the postage on envelopes where more than one stamp is involved. Postal clerks do not have a good way to do this and most of them are not so good at math!